



# 2013 FAI World Championship for Pylon Racing Model Aircraft Final Results



The Netherlands, July 22<sup>nd</sup> – 29<sup>th</sup> 2013 Air Force Base Deelen

**Koninklijke Nederlandse Vereniging voor Luchtvaart (Royal Netherlands Aeronautical Association)**  
*Member of the Fédération Aéronautique Internationale*

FAI Jury

Gerhard Wöbbeking

..... Wöbbeking .....

Marcus Griggs































..... m. griggs .....


































































































Peter Keim

..... Peter Keim .....







# 2013 FAI World Championship for Pylon Racing Model Aircraft Final Results

## Individual classification
















	Pilot	1	2	3	4	5	6	7	8	9	10	11	12	13	14	15	Total	Avg.
1	Callow, Christopher 	56,28	57,47	<del>63,71</del>	59,45	58,21	58,86	56,74	<del>62,99</del>	59,58	56,98	57,88	<del>61,38</del>	57,63	<del>200</del>		640,46	58,22
2	Bridge, Randy 	60,67	60,23	60,21	<del>61,08</del>	60,57	58,55	<del>60,83</del>	<del>62,54</del>	59,46	58,16	59,68	58,04	58,87	58,67		653,11	59,37
3	Melville, Eduardo 	<del>63,00</del>	<del>67,23</del>	58,31	60,37	<del>64,86</del>	59,93	58,54	60,18	60,16	61,62	60,02	59,01	60,11	59,75		658,00	59,82
4	Mees, Tyler 	<del>65,91</del>	<del>200</del>	60,44	57,65	61,46	61,55	60,25	60,01	60,45	59,98	<del>62,51</del>	60,93	60,12	58,85		661,69	60,15
5	Murphy, Beau 	62,03	60,09	59,86	<del>62,32</del>	<del>65,82</del>	60,60	60,16	60,11	60,82	61,07	<del>200</del>	60,74	59,52	59,34		664,34	60,39
6	Stükerjürgen, Bruno 	<del>68,81</del>	61,14	<del>64,70</del>	60,01	61,65	61,61	61,95	58,07	<del>65,62</del>	58,32	59,14	<del>200</del>	57,98	<del>64,46</del>		669,03	60,82
7	Flynn, Travis 	60,92	59,95	62,38	61,61	<del>67,68</del>	60,95	61,08	<del>68,39</del>	61,31	62,86	60,89	58,63	<del>64,11</del>	60,38		670,96	61,00
8	Broberg, Emil 	<del>65,48</del>	57,49	57,36	59,51	60,47	<del>66,24</del>	61,00	<del>67,38</del>	<del>200</del>	<del>64,10</del>	58,69	<del>64,93</del>	<del>63,72</del>	59,65		672,41	61,13
9	Inoue, Yuichiro 	61,03	60,10	<del>65,62</del>	61,06	59,53	<del>63,91</del>	62,11	<del>200</del>	<del>200</del>	62,97	62,29	60,27	62,26	60,96	60,05	672,63	61,15
10	van Doesburg, Martijn 	59,12	62,21	62,80	61,39	<del>200</del>	62,18	61,81	<del>63,31</del>	62,21	61,49	61,59	60,65	60,67	<del>200</del>		676,12	61,47
11	van den Bosch, Robbert 	59,74	61,40	59,61	63,10	60,51	61,81	62,27	<del>68,04</del>	60,99	61,70	<del>200</del>	63,73	<del>65,30</del>	61,33		676,19	61,47
12	Andrlík, Thomas 	<del>68,83</del>	65,28	61,41	<del>66,57</del>	62,92	61,20	64,80	61,67	61,36	62,62	61,19	59,63	58,43	<del>66,63</del>		680,51	61,86
13	Quevedo, Julio 	<del>200</del>	<del>67,69</del>	61,71	<del>71,71</del>	62,19	61,60	59,40	62,58	61,77	62,08	62,18	61,67	59,02	<del>200</del>		681,89	61,99
14	Dubard, Mathieu 	<del>66,59</del>	64,89	62,63	65,47	60,58	61,84	59,63	<del>64,60</del>	62,49	61,19	<del>67,96</del>	60,65	58,36	<del>200</del>		682,33	62,03
15	Cavallaro, Roberto 	62,48	64,07	60,50	63,32	61,97	<del>68,50</del>	<del>66,77</del>	61,95	60,00	<del>67,22</del>	61,33	57,46	<del>200</del>	<del>200</del>	62,98	682,83	62,08
16	Kaiser, Robert 	62,05	61,61	<del>67,31</del>	<del>67,93</del>	61,05	60,90	60,98	<del>65,16</del>	60,85	<del>67,69</del>	59,84	<del>200</del>	<del>200</del>	60,51	<del>64,28</del>	684,55	62,23
17	Sato, Yoshinori 	62,48	<del>66,06</del>	<del>66,62</del>	63,85	61,68	59,93	<del>200</del>	<del>65,47</del>	<del>66,68</del>	<del>68,17</del>	60,01	60,65	59,04	59,94		685,72	62,34
18	Coors, Gerald 	64,81	61,43	<del>200</del>	61,69	63,26	60,65	60,85	<del>70,84</del>	<del>66,96</del>	62,31	63,50	60,19	<del>67,51</del>	62,11		687,76	62,52
19	Tahhan, Gabriel R. 	61,43	<del>200</del>	60,19	<del>200</del>	<del>67,63</del>	73,84	58,96	<del>200</del>	<del>200</del>	58,79	<del>65,86</del>	<del>66,13</del>	59,39	57,84	58,04	688,10	62,55
20	Jop, Sebastian 	<del>69,46</del>	<del>68,88</del>	64,54	65,33	63,25	62,19	<del>70,00</del>	60,27	63,78	63,26	62,09	61,17	59,34	63,26		688,48	62,59
21	Perella, Carlo 	<del>200</del>	<del>68,01</del>	<del>65,96</del>	61,09	<del>200</del>	65,49	58,84	<del>67,46</del>	59,10	60,18	59,08	62,41	<del>200</del>	<del>200</del>	62,84	690,46	62,77
22	Huisman, Marcel. 	<del>200</del>	<del>66,07</del>	<del>65,14</del>	61,60	61,09	60,26	<del>66,22</del>	62,74	62,69	61,44	62,28	<del>200</del>	63,64	63,65		690,60	62,78
23	Putilin, Yevhenii 	62,13	61,12	61,76	62,57	61,03	<del>200</del>	<del>200</del>	63,95	<del>68,34</del>	62,41	<del>200</del>	62,20	65,15	65,24	<del>66,13</del>	693,69	63,06
24	Brown, Ray 	<del>71,97</del>	68,59	62,26	<del>76,42</del>	64,23	64,94	63,44	63,01	60,24	63,86	<del>200</del>	61,35	60,21	66,77		698,90	63,54
25	Raeven, Stefan 	66,44	65,93	64,10	64,29	62,84	64,04	62,06	62,07	63,65	<del>69,63</del>	62,08	63,62	<del>200</del>	<del>200</del>	<del>200</del>	701,12	63,74
26	Grégoire, Frédéric 	69,33	65,66	<del>67,56</del>	64,40	<del>200</del>	<del>67,58</del>	63,24	60,38	<del>200</del>	62,34	61,56	62,28	62,00	<del>200</del>		706,34	64,21
27	Kaiser, Achim 	<del>200</del>	<del>67,85</del>	63,32	64,19	64,29	<del>200</del>	<del>67,60</del>	65,81	66,66	66,50	62,08	62,65	61,93	<del>200</del>		712,87	64,81
28	Eklöf, Michael 	65,09	61,56	64,85	65,13	<del>70,38</del>	66,41	65,85	62,79	64,26	<del>200</del>	67,73	64,25	66,48	<del>71,15</del>		714,40	64,95
29	Kolosov, Artem 	63,63	63,85	63,71	65,48	62,93	65,72	<del>69,86</del>	<del>200</del>	64,57	63,34	65,17	<del>200</del>	<del>200</del>	67,58		715,84	65,08
30	Novotny, Jiri 	69,08	<del>69,94</del>	65,79	61,57	<del>69,31</del>	65,20	64,20	<del>68,65</del>	<del>69,51</del>	64,31	63,76	64,43	65,46	<del>200</del>		721,76	65,61
31	Lemonnier, Sébastien	65,49	65,51	62,40	65,40	<del>200</del>	64,65	<del>68,97</del>	<del>69,21</del>	<del>70,85</del>	<del>68,75</del>	65,30	63,95	63,26	<del>68,92</del>		722,60	65,69

	Pilot	1	2	3	4	5	6	7	8	9	10	11	12	13	14	15	Total	Avg.
32	Leontyev, Anatoly 	65,47	66,27	 69,29	68,54	 <del>70,64</del>	64,30	66,81	<del>200</del>	65,91	 <del>72,66</del>	67,76	 65,38	61,41	62,20		723,34	65,76
33	Mucedola, Paolo 	63,89	63,85	65,88	<del>200</del>	65,02	65,25	<del>200</del>	66,60	62,31	67,23	63,83	 74,67	<del>200</del>	67,16		725,69	65,97
34	Sopeoglou, Elias 	65,00	 <del>73,81</del>	66,46	66,19	61,84	61,39	 71,70	<del>200</del>	 71,46	 70,39	 <del>72,55</del>	64,88	63,66	63,26		726,22	66,02
35	Wetherhill, Tom 	<del>200</del>	67,68	<del>200</del>	68,30	66,13	 67,82	63,76	63,97	 70,39	71,16	63,17	62,72	67,33	<del>200</del>		732,42	66,58
36	Ilingworth, Bruce 	<del>200</del>	67,66	70,49	67,03	64,15	65,84	63,55	63,50	64,13	<del>200</del>	 73,34	67,81	66,82	 <del>73,79</del>		734,32	66,76
37	Vdovenkov, Vladimir 	63,31	 69,65	71,14	65,05	 <del>200</del>	<del>76,73</del>	65,19	 <del>200</del>	 76,02	66,76	69,50	 68,99	62,75	 71,60		749,96	68,18
38	Kamenskyy, Sergiy 	68,75	69,64	70,16	70,04	 74,22	65,25	67,91	 <del>80,15</del>	67,18	67,87	68,56	 <del>75,88</del>	<del>200</del>	71,05		760,63	69,15
39	Quevedo, Julio Andres 	70,00	 74,52	70,13	 <del>80,64</del>	<del>200</del>	68,76	70,44	 68,84	 <del>74,98</del>	 71,04	66,39	 70,40	64,85	 70,65		766,02	69,64
40	Novak, Miroslav 	65,09	 88,67	68,60	68,86	<del>200</del>	 <del>200</del>	66,50	 71,94	 <del>200</del>	67,23	69,27	69,28	67,69	 74,27		777,40	70,67
41	Young, Matthew 	 72,32	 75,77	72,54	64,42	64,53	64,96	 79,82	<del>200</del>	<del>200</del>	70,78	<del>200</del>	72,77	71,61	 76,05		785,57	71,42
42	Soshnin, Volodymir 	70,42	<del>200</del>	<del>200</del>	70,11	<del>200</del>	66,45	66,03	 78,91	68,78	 76,97	 76,10	 81,69	70,01	77,45		802,92	72,99
43	Jones, Ben 	200	 <del>200</del>	61,30	64,63	 <del>200</del>	63,52	 68,19	200	68,86	 68,85	66,57	63,09	63,09	62,92		851,02	77,37
44	De la Vega, Jaime 	 68,26	 200	 <del>200</del>	65,74	 <del>200</del>	200	 69,40	66,24	64,36	64,54	63,62	61,14	64,66	 66,63		854,58	77,69
45	Eriksson, Roger 	70,23	61,09	68,39	 70,33	200	200	61,06	 <del>200</del>	 <del>200</del>	62,34	64,63	63,48	62,55	 200		984,10	89,46
46	Katsumata, Akihito 	 72,68	 <del>200</del>	67,41	68,39	 <del>200</del>	70,87	 <del>200</del>	63,79	 75,94	69,03	 <del>200</del>	 <del>200</del>	 72,78	65,77		1.026,66	93,33
47	Broberg, Gunnar 	200	 <del>200</del>	60,42	61,44	 65,58	61,42	61,10	 <del>200</del>	64,22	 69,26	200	200	200	62,13		1.105,57	100,51
48	Phelan, Ranjit 	63,04	 200	200	200	59,39	200	200	63,79	62,95	62,62	60,23	200	200	61,51		1.233,53	112,14
49	Golubyyev, Oleksiy 	 70,30	67,02	 66,69	200	 69,31	200	 <del>200</del>	200	200	200	200	200	200	200		1.673,32	152,12
50	Bardoe, Paul 	 70,10	200	200	 200	200	200	200	 <del>200</del>	200	200	200	 70,02	200	62,21		1.802,33	163,85

**2013 FAI World Championship for Pylon Racing Model Aircraft Final Results**  
**Individual classification juniors**

	<b>Pilot</b>	<b>1</b>	<b>2</b>	<b>3</b>	<b>4</b>	<b>5</b>	<b>6</b>	<b>7</b>	<b>8</b>	<b>9</b>	<b>10</b>	<b>11</b>	<b>12</b>	<b>13</b>	<b>14</b>	<b>15</b>	<b>Total</b>	<b>Avg.</b>
1	Broberg, Emil 	65,48	57,49	57,36	59,51	60,47	<del>66,24</del>	61,00	<del>67,38</del>	200	64,10	58,69	64,93	63,72	59,65		672,41	61,13
2	Kaiser, Robert 	62,05	61,61	67,31	<del>67,93</del>	61,05	60,90	60,98	65,16	60,85	<del>67,69</del>	59,84	<del>200</del>	60,51	64,28		684,55	62,23
3	Jop, Sebastian 	<del>69,46</del>	<del>68,88</del>	64,54	65,33	63,25	62,19	<del>70,00</del>	60,27	63,78	63,26	62,09	61,17	59,34	63,26		688,48	62,59
4	Quevedo, Julio Andres 	70,00	74,52	70,13	<del>80,64</del>	200	68,76	70,44	68,84	<del>74,98</del>	71,04	66,39	70,40	64,85	70,65		766,02	69,64
5	Young, Matthew 	72,32	75,77	72,54	64,42	64,53	64,96	79,82	200	200	70,78	200	72,77	71,61	76,05		785,57	71,42
6	Golubyev, Oleksiy 	70,30	67,02	66,69	200	69,31	200	200	200	200	200	200	200	200	200		1.673,32	152,12

**2013 FAI World Championship for Pylon Racing Model Aircraft Final Results**  
**Team classification**

	<b>Team</b>		<b>Team size</b>	<b>Total</b>
1	United States of America 		3	2.022,97
2	Guatemala 		3	2.028,37
3	Germany 		3	2.041,34
4	The Netherlands 		3	2.042,91
5	Italy 		3	2.098,98
6	France 		3	2.111,26
7	Australia 		3	2.111,60
8	Czech Republic 		3	2.179,68
9	Russia 		3	2.189,15
10	Ukraine 		3	2.257,23
11	Sweden 		3	2.370,91
12	Japan 		3	2.385,01
13	United Kingdom 		3	3.387,66
14	Venezuela 		1	688,10
15	Belgium 		1	701,12
16	Greece 		1	726,22
17	New Zealand 		1	732,42
18	Mexico 		1	854,58